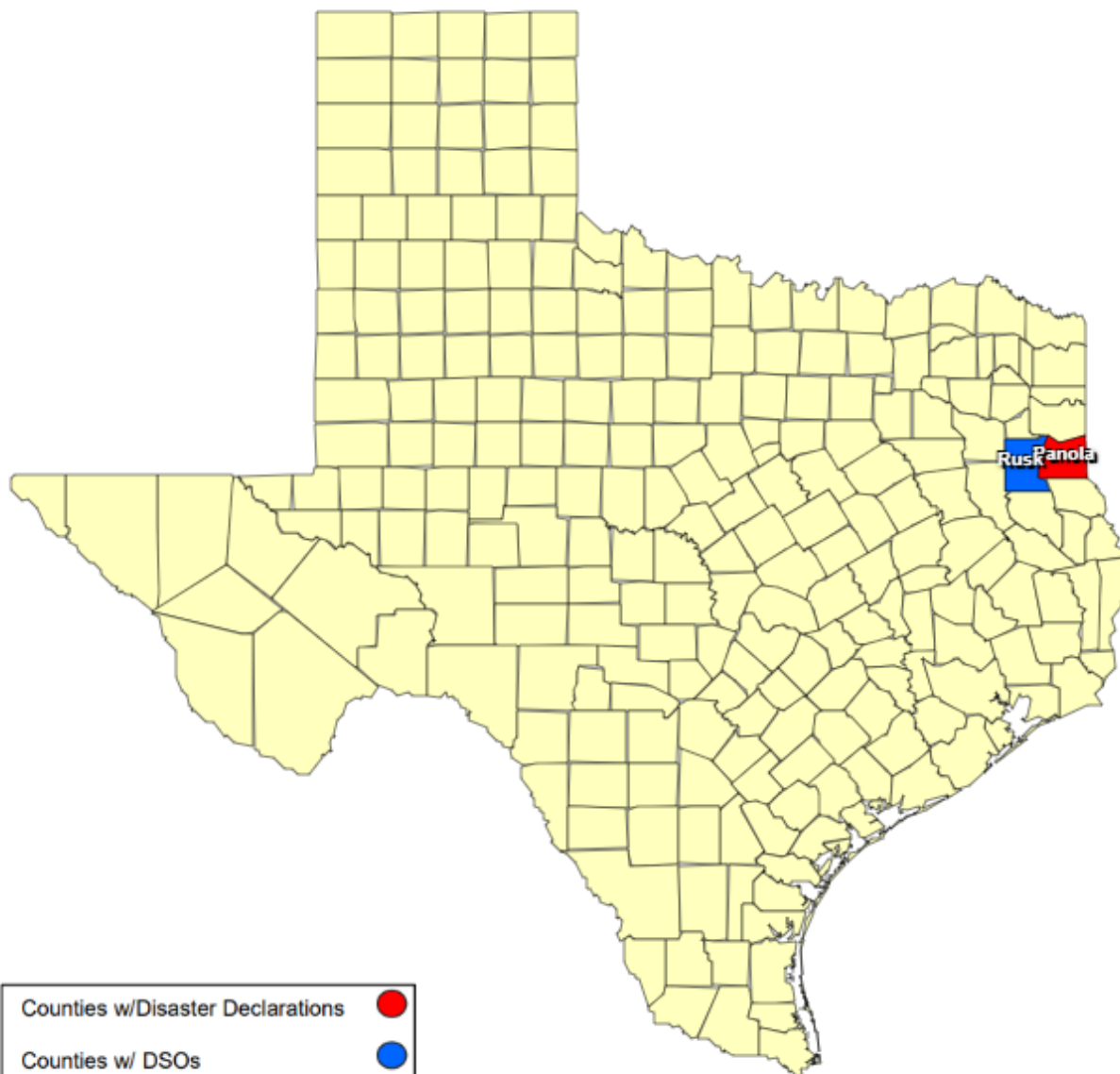












21-0006 27MAR Severe Weather  
as of 04/23/2021



Counties w/Disaster Declarations	
Counties w/ DSOs	
Counties w/Ltr to Governor	
Counties w/Declarations & DSOs	
Counties w/DD & Ltr	
Counties w/DSO & Ltr	
Counties w/DD,DSO, & Ltr	
Counties covered on Gov Dec	

## RECOVERY SUMMARY

[illegible]

**LOCAL ESTIMATES (\* = No Insurance Data Entered by Impacted Jurisdiction)**

Uninsured Total Jurisdictions: 1 All Total Jurisdictions: (Includes *) 1	County / City	Single Family Homes				Mobile Homes				Multi-Family Homes				Totals				Impact	
		Affected	Minor	Major	Destroyed	Affected	Minor	Major	Destroyed	Affected	Minor	Major	Destroyed	Affected	Minor	Major	Destroyed	Major	Destroyed
	<b>Totals</b>	0	0	4	0	0	0	2	0	0	0	0	0	0	0	6	0	0	0
1	Rusk County	0	0	4	0	0	0	2	0	0	0	0	0	0	0	6	0	0	0
	<b>Rusk County</b>	0	0	4	0	0	0	2	0	0	0	0	0	0	0	6	0	0	0
	<b>Totals</b>	0	0	4	0	0	0	2	0	0	0	0	0	0	0	6	0	0	0

**Local Estimate of Damage to Public Property by Category Public Assistance Categories**

	Public Assistance Categories	A	B	C	D	E	F	G				
All Total Jurisdictions: (Includes *) 0	County / City	Debris Removal	Police / EMS	Roads & Bridges	Water Facilities	Buildings	Public Utility Systems	Other	County Totals	County Threshold	MET?	LOCAL DEC
	Total	\$0	\$0	\$0	\$0	\$0	\$0	\$0	\$0	\$207,454	No	
	Rusk County	\$0	\$0	\$0	\$0	\$0	\$0	\$0	\$0			YES
	Rusk County	\$0	\$0	\$0	\$0	\$0	\$0	\$0	\$0	\$207,454	NO	YES
	Total	\$0	\$0	\$0	\$0	\$0	\$0	\$0	\$0	\$207,454	No	