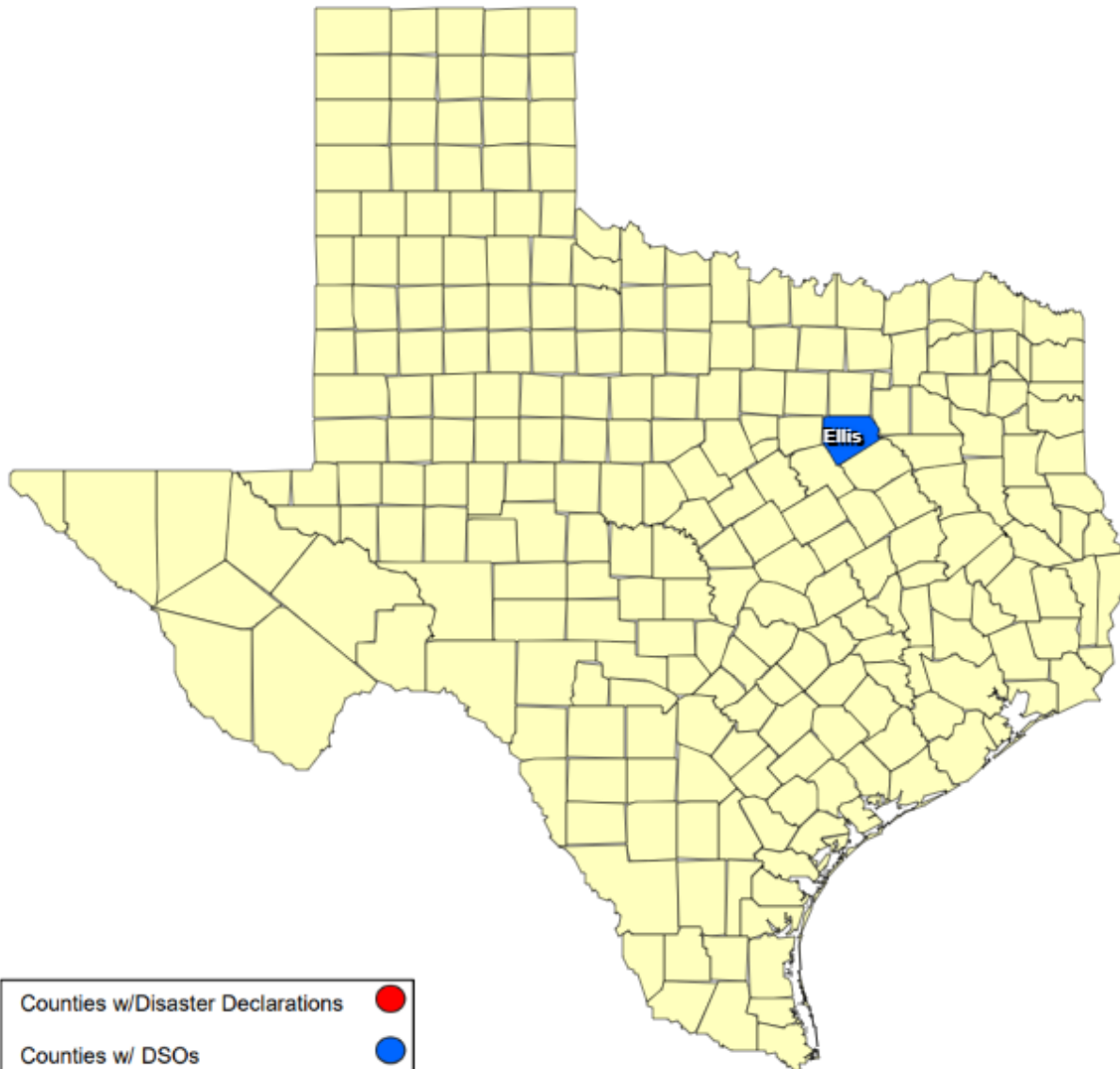












21-0010 Severe Weather May  
2021 as of 05/18/2021



Counties w/Disaster Declarations	
Counties w/ DSOs	
Counties w/Ltr to Governor	
Counties w/Declarations & DSOs	
Counties w/DD & Ltr	
Counties w/DSO & Ltr	
Counties w/DD,DSO, & Ltr	
Counties covered on Gov Dec	

## RECOVERY SUMMARY

[illegible]

**LOCAL ESTIMATES (\* = No Insurance Data Entered by Impacted Jurisdiction)**

[illegible]

Local Estimate of Damage to Public Property by Category Public Assistance Categories

	Public Assistance Categories	A	B	C	D	E	F	G				
All Total Jurisdictions: (Includes *) 0	County / City	Debris Removal	Police / EMS	Roads & Bridges	Water Facilities	Buildings	Public Utility Systems	Other	County Totals	County Threshold	MET?	LOCAL DEC
	Total	\$0	\$0	\$0	\$0	\$0	\$0	\$0	\$0	\$581,983	No	
	Ellis County	\$0	\$0	\$0	\$0	\$0	\$0	\$0	\$0			NO
	Ellis County	\$0	\$0	\$0	\$0	\$0	\$0	\$0	\$0	\$581,983	NO	NO
	Total	\$0	\$0	\$0	\$0	\$0	\$0	\$0	\$0	\$581,983	No	