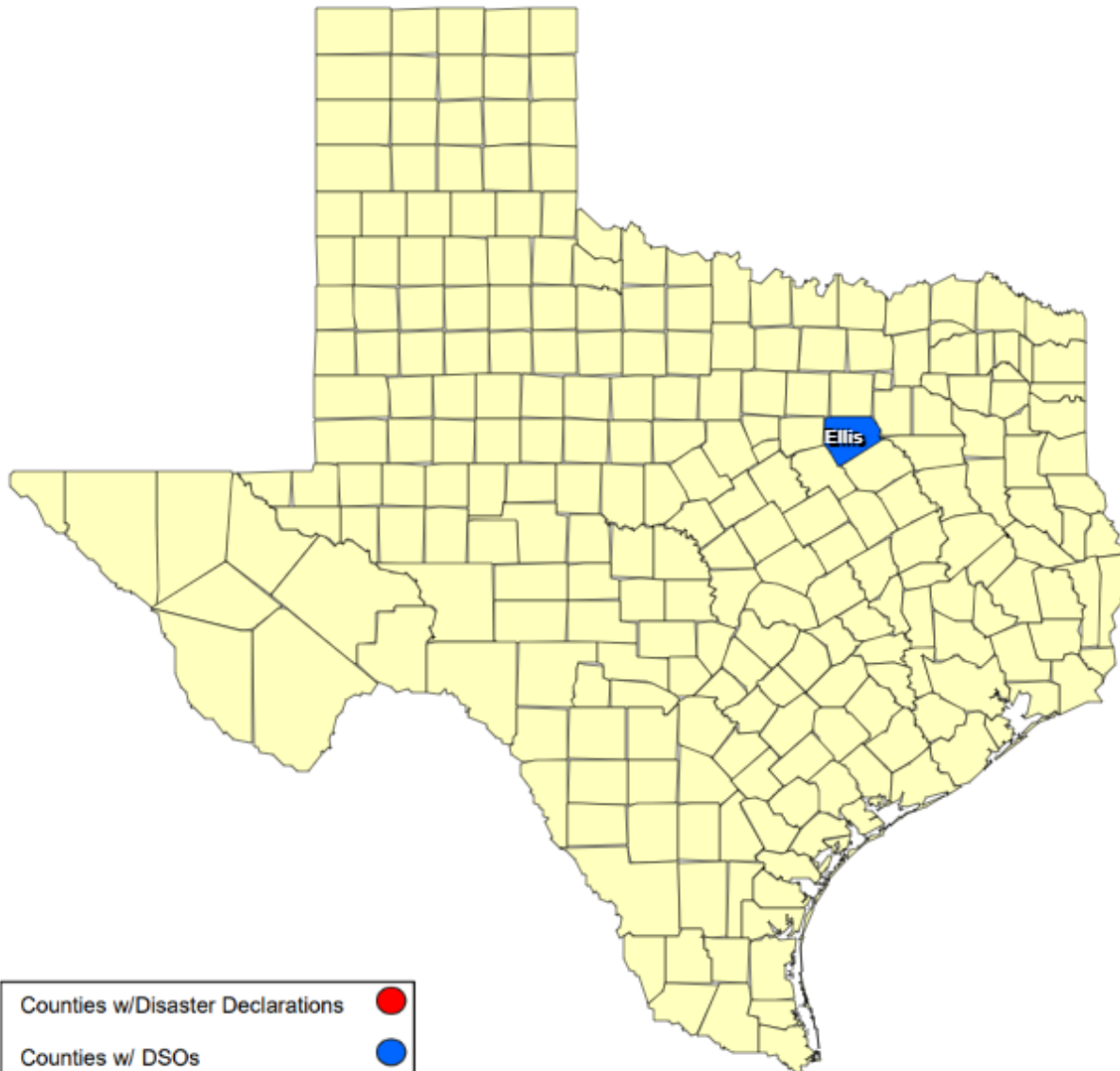












21-0010 Severe Weather May
2021 as of 05/19/2021



Counties w/Disaster Declarations	
Counties w/ DSOs	
Counties w/Ltr to Governor	
Counties w/Declarations & DSOs	
Counties w/DD & Ltr	
Counties w/DSO & Ltr	
Counties w/DD,DSO, & Ltr	
Counties covered on Gov Dec	

LOCAL ESTIMATES (* = No Insurance Data Entered by Impacted Jurisdiction)

Uninsured Total Jurisdictions: 0 All Total Jurisdictions: (Includes *) 1		County / City	Single Family Homes				Mobile Homes				Multi-Family Homes				Totals				Impact	
			Affected	Minor	Major	Destroyed	Affected	Minor	Major	Destroyed	Affected	Minor	Major	Destroyed	Affected	Minor	Major	Destroyed	Major	Destroyed
		Totals	0	0	0	0	0	0	0	0	0	0	0	0	0	0	0	0	0	0
		Ellis County	0 *	0 *	0 *	0 *	0 *	0 *	0 *	0 *	0	0	0	0	0 *	0 *	0 *	0 *	0 *	0 *
		Ellis County	0	0	0	0	0	0	0	0	0	0	0	0	0	0	0	0	0	0
		Totals	0	0	0	0	0	0	0	0	0	0	0	0	0	0	0	0	0	0

Local Estimate of Damage to Public Property by Category Public Assistance Categories

	Public Assistance Categories	A	B	C	D	E	F	G				
All Total Jurisdictions: (Includes *) 0	County / City	Debris Removal	Police / EMS	Roads & Bridges	Water Facilities	Buildings	Public Utility Systems	Other	County Totals	County Threshold	MET?	LOCAL DEC
	Total	\$0	\$0	\$0	\$0	\$0	\$0	\$0	\$0	\$581,983	No	
	Ellis County	\$0	\$0	\$0	\$0	\$0	\$0	\$0	\$0			NO
	Ellis County	\$0	\$0	\$0	\$0	\$0	\$0	\$0	\$0	\$581,983	NO	NO
	Total	\$0	\$0	\$0	\$0	\$0	\$0	\$0	\$0	\$581,983	No	

RECOVERY SUMMARY

[illegible]