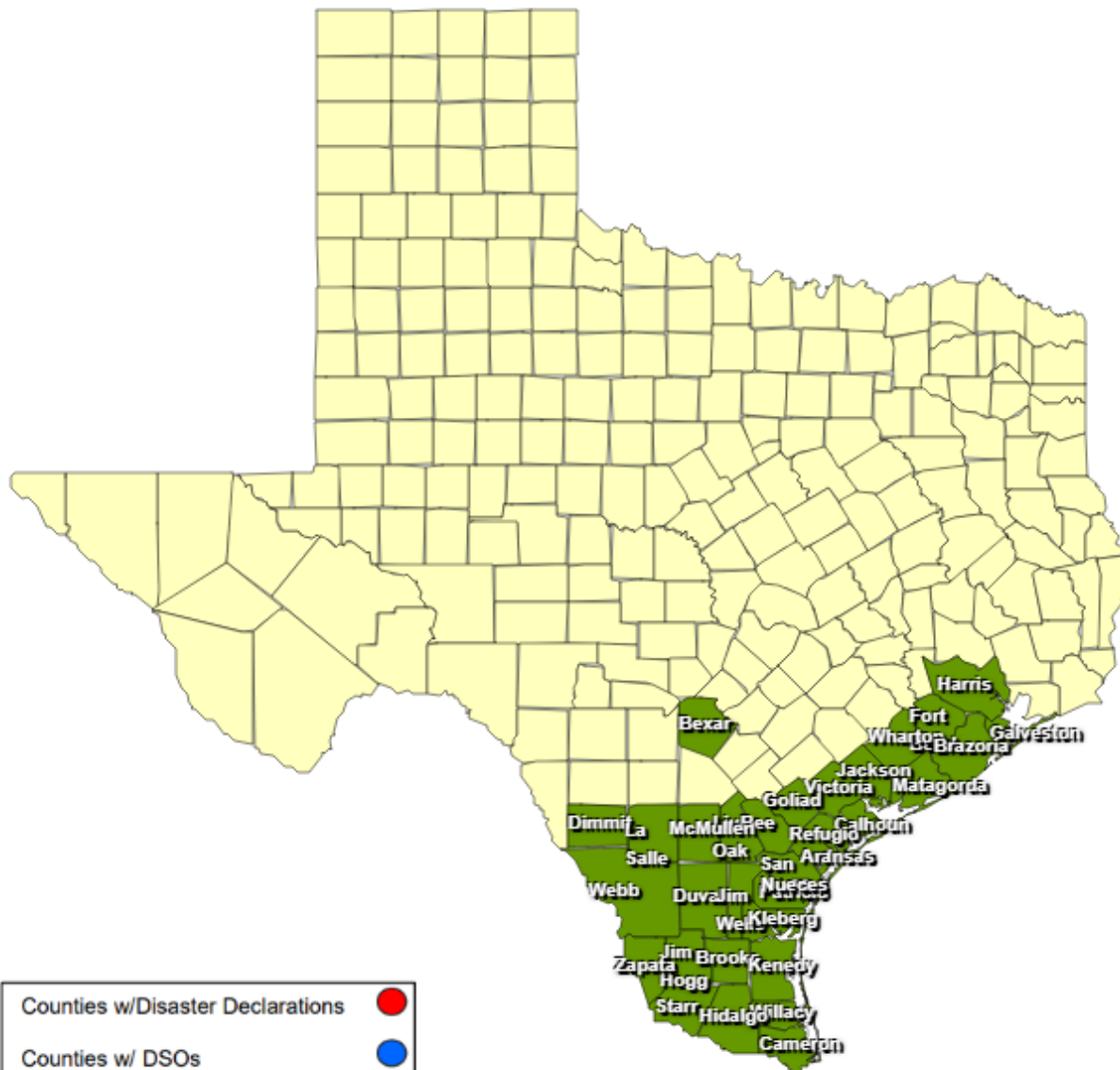












20-0012 July Tropical Weather
20200723 as of 07/31/2020



Counties w/Disaster Declarations	
Counties w/ DSOs	
Counties w/Ltr to Governor	
Counties w/Declarations & DSOs	
Counties w/DD & Ltr	
Counties w/DSO & Ltr	
Counties w/DD,DSO, & Ltr	
Counties covered on Gov Dec	

Total JDX 58	County / City	Incident Period	Date Disaster Declarations Issued/rec'd	Acknowledge Letters (DD) Sent	Date Letter to the Gov Received	Date DSO Received	Acknowledge Letters (Gov Rec'd) Sent	Individual Assistance			Public Assistance		
								PDA Requested	PDA SCHED	PDA CMPL	PDA Requested	PDA SCHED	PDA CMPL
1	City of Rockport	07/25/2020				07/30/2020 (x2)							
1	Aransas County	07/25/2020	07/28/2020										
1	Bee County	07/25/2020											
1	Bexar County	07/25/2020											
1	Brazoria County	07/25/2020											
1	Brooks County	07/25/2020											
1	Calhoun County	07/25/2020											
1	City of Bayview	07/25/2020	07/24/2020			07/28/2020 (x2)							
1	City of Brownsville	07/25/2020	07/26/2020		07/26/2020								
1	City of Combes	07/25/2020	07/28/2020			07/29/2020							
1	City of Harlingen	07/24/2020	07/24/2020										
1	City of Indian Lake	07/25/2020			07/24/2020								
1	City of La Feria	07/25/2020	07/26/2020										
1	City of Los Indios	07/25/2020	07/25/2020										
1	City of Port Isabel	07/24/2020	07/25/2020										
1	City of Primera	07/24/2020	07/24/2020										
1	City of San Benito	07/25/2020	07/30/2020										
1	Cameron County	07/24/2020	07/24/2020		07/24/2020	07/29/2020, 07/30/2020							
1	Dimmit County	07/25/2020											
1	Duval County	07/25/2020											
1	Fort Bend County	07/25/2020											
1	Galveston County	07/25/2020											
1	Goliad County	07/25/2020											
1	Harris County	07/25/2020											
1	City of Alton	07/25/2020	07/25/2020			07/27/2020 07/28/2020 07/28/2020 07/29/2020 07/29/2020 07/30/2020							
1	City of Edinburg	07/24/2020	07/24/2020										
1	City of Elsa	07/25/2020	07/28/2020										
1	City of Hidalgo	07/25/2020	07/27/2020		07/27/2020								
1	City of La Villa	07/25/2020	07/25/2020										
1	City of McAllen	07/25/2020	07/25/2020 07/28/2020			07/25/2020 07/28/2020 (x2) 08/30/2020							
1	City of Mercedes	07/25/2020	07/25/2020		07/25/2020								
1	City of Mission	07/25/2020	07/25/2020 07/27/2020		07/25/2020								
1	City of Palmhurst	07/25/2020	07/25/2020										
1	City of Palmview	07/25/2020	07/25/2020										
1	City of Penitas	07/25/2020	07/25/2020		07/25/2020								
1	City of Pharr	07/25/2020	07/25/2020										
1	City of Weslaco	07/25/2020	07/25/2020		07/25/2020	07/29/2020							
1	Hidalgo County	07/25/2020	07/25/2020		07/25/2020								
1	Jackson County	07/25/2020											
1	Jim Hogg County	07/25/2020											
1	Jim Wells County	07/25/2020											
1	Kenedy County	07/25/2020											
1	Kleberg County	07/25/2020	07/24/2020	07/24/2020									
1	La Salle County	07/25/2020											
1	Live Oak County	07/25/2020											
1	Matagorda County	07/25/2020											
1	McMullen County	07/25/2020											
1	Nueces County	07/25/2020	07/25/2020										
1	Refugio County	07/25/2020											
1	San Patricio County	07/25/2020	07/25/2020										
1	City of Roma	07/25/2020	07/25/2020										
1	Starr County	07/25/2020	07/25/2020										
1	Victoria County	07/25/2020											
1	Webb County	07/25/2020											
1	Wharton County	07/25/2020											
1	City of Raymondville	07/25/2020	07/24/2020	07/27/2020		07/28/2020							

LOCAL ESTIMATES

* = No Insurance Data Entered by Impacted Jurisdiction

Uninsured Total Jurisdictions: 3 All Total Jurisdictions: (Includes *) 6	County / City	Single Family Homes				Mobile Homes				Multi-Family Homes				Totals				Impact	
		Affected	Minor	Major	Destroyed	Affected	Minor	Major	Destroyed	Affected	Minor	Major	Destroyed	Affected	Minor	Major	Destroyed	Major	Destroyed
	Totals	859	394	415	0	1	0	0	1	19	2	0	0	879	396	415	1	21	0
	City of Rockport	0	0	0	0	0	0	0	0	0	0	0	0	0	0	0	0	0	0
	Aransas County	0	0	0	0	0	0	0	0	0	0	0	0	0	0	0	0	0	0
	Cameron County	0 *	0 *	0 *	0 *	0	0	0	0	0	0	0	0	0 *	0 *	0 *	0 *	0	0
	City of Bayview	0	0	0	0	0	0	0	0	0	0	0	0	0	0	0	0	0	0
	City of Combes	0	0	0	0	0	0	0	0	0	0	0	0	0	0	0	0	0	0
	Cameron County	0	0	0	0	0	0	0	0	0	0	0	0	0	0	0	0	0	0
1	City of Alton	109	19	0	0	0	0	0	0	19	2	0	0	128	21	0	0	1	0
	City of McAllen	0 *	0 *	0 *	0 *	0	0	0	0	0 *	0 *	0	0	0 *	0 *	0 *	0 *	0 *	0 *
	City of Mercedes	0 *	0 *	0 *	0	0	0	0	0	0	0	0	0	0 *	0 *	0 *	0	0	0
1	City of Weslaco	0 *	0 *	40	0	0	0	0	0	0	0	0	0	0 *	0 *	40	0	0	0
	Hidalgo County	109	19	40	0	0	0	0	0	19	2	0	0	128	21	40	0	1	0
1	City of Raymondville	750	375	375	0	1	0	0	1	0	0	0	0	751	375	375	1	20	0
	Willacy County	750	375	375	0	1	0	0	1	0	0	0	0	751	375	375	1	20	0
	Totals	859	394	415	0	1	0	0	1	19	2	0	0	879	396	415	1	21	0

All losses minus insured values entered

Local Estimate of Damage to Public Property by Category Public Assistance Categories

	Public Assistance Categories	A	B	C	D	E	F	G				
All Total Jurisdictions: (Includes *) 6	County / City	Debris Removal	Police / EMS	Roads & Bridges	Water Facilities	Buildings	Public Utility Systems	Other	County Totals	County Threshold	MET?	LOCAL DEC
	Total	\$537,838	\$188,166	\$735,000	\$100,000	\$260,000	\$0	\$554,499	\$2,375,502	\$4,635,340	No	
1	City of Rockport	\$15,000	\$0	\$75,000	\$100,000	\$0	\$0	\$0	\$190,000			NO
	Aransas County	\$15,000	\$0	\$75,000	\$100,000	\$0	\$0	\$0	\$190,000	\$87,534	YES	NO
1	Cameron County	\$310,000	\$120,000	\$0	\$0	\$0	\$0	\$540,000	\$970,000			NO
1	City of Bayview	\$0	\$0	\$660,000	\$0	\$0	\$0	\$0	\$660,000			YES
1	City of Combes	\$0	\$0	\$0	\$0	\$250,000	\$0	\$0	\$250,000			YES
	Cameron County	\$310,000	\$120,000	\$660,000	\$0	\$250,000	\$0	\$540,000	\$1,880,000	\$1,535,512	YES	NO
1	City of Alton	\$12,838	\$18,166	\$0	\$0	\$0	\$0	\$14,499	\$45,502			YES
	City of McAllen	\$0	\$0	\$0	\$0	\$0	\$0	\$0	\$0			YES
	City of Mercedes	\$0	\$0	\$0	\$0	\$0	\$0	\$0	\$0			YES
	City of Weslaco	\$0	\$0	\$0	\$0	\$0	\$0	\$0	\$0			YES
	Hidalgo County	\$12,838	\$18,166	\$0	\$0	\$0	\$0	\$14,499	\$45,502	\$2,928,627	NO	NO
1	City of Raymondville	\$200,000	\$50,000	\$0	\$0	\$10,000	\$0	\$0	\$260,000			YES
	Willacy County	\$200,000	\$50,000	\$0	\$0	\$10,000	\$0	\$0	\$260,000	\$83,667	YES	NO
	Total	\$537,838	\$188,166	\$735,000	\$100,000	\$260,000	\$0	\$554,499	\$2,375,502	\$4,635,340	No	

**20-0012 July Tropical Weather
Estimated Agency Expense Report
Cumulative to Date**

Agency Reporting	Reporting Agency Total
Finance 211	\$0.00
Finance HHSC	\$30,848.00
Finance TDEM	\$2,262,494.46
Finance TEEX	\$1,043,696.10
Finance TPWD	\$16,237.20
Finance TXDOT	\$439,175.00
Finance TxMF	\$102,168.84
Grand Total	\$3,894,619.60