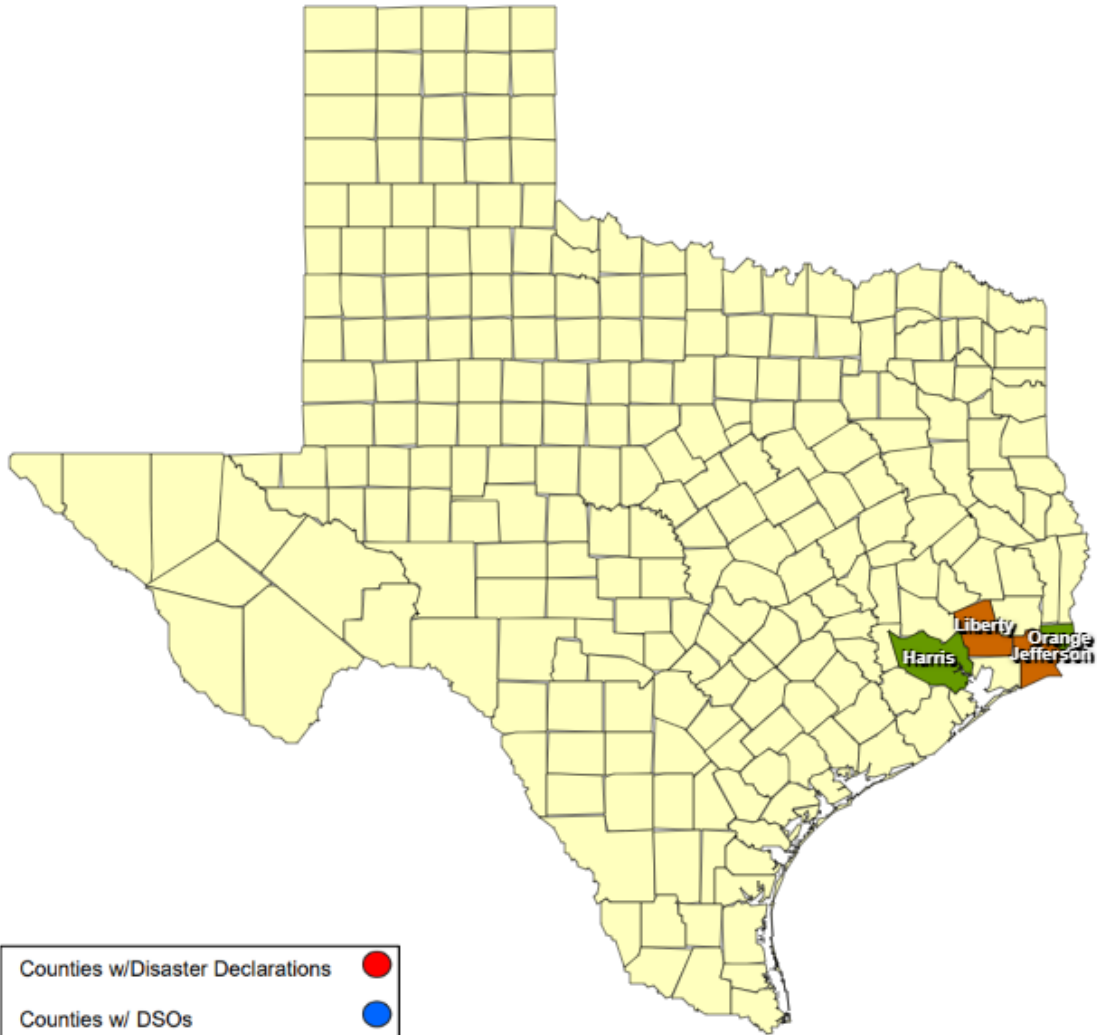












23-0004 Severe Weather 23JAN
as of 04/01/2023



Counties w/Disaster Declarations	
Counties w/ DSOs	
Counties w/Ltr to Governor	
Counties w/Declarations & DSOs	
Counties w/DD & Ltr	
Counties w/DSO & Ltr	
Counties w/DD,DSO, & Ltr	
Counties covered on Gov Dec	

RECOVERY SUMMARY

[illegible]

LOCAL ESTIMATES (* = No Insurance Data Entered by Impacted Jurisdiction)

Uninsured Total Jurisdictions: 4 All Total Jurisdictions: (Includes *) 6	County / City	Single Family Homes				Mobile Homes				Multi-Family Homes				Totals				Impact	
		Affected	Minor	Major	Destroyed	Affected	Minor	Major	Destroyed	Affected	Minor	Major	Destroyed	Affected	Minor	Major	Destroyed	Major	Destroyed
	Totals	135	134	65	15	9	0	1	0	3	0	323	1	147	134	389	16	0	0
1	City of Baytown	36	3	4	0 *	9	0	1	0 *	3	0 *	0 *	0	48	3 *	5 *	0 *	0 *	0 *
1	City of Deer Park	98	131	61	15	0	0	0	0	0 *	0 *	0	0	98 *	131 *	61	15	0 *	0 *
1	City of Houston	0	0	0	0	0	0	0	0	0 *	0	323	1	0 *	0	323	1	0	0
	City of Pasadena	0 *	0 *	0 *	0 *	0	0	0	0	0	0	0	0	0 *	0 *	0 *	0 *	0	0
	Harris County	134	134	65	15	9	0	1	0	3	0	323	1	146	134	389	16	0	0
1	Liberty County	1	0	0	0	0	0	0	0	0	0	0	0	1	0	0	0	0	0
	Liberty County	1	0	0	0	0	0	0	0	0	0	0	0	1	0	0	0	0	0
	Orange County	0 *	0 *	0 *	0 *	0 *	0 *	0 *	0 *	0	0	0	0	0 *	0 *	0 *	0 *	0	0
	Orange County	0	0	0	0	0	0	0	0	0	0	0	0	0	0	0	0	0	0
	Totals	135	134	65	15	9	0	1	0	3	0	323	1	147	134	389	16	0	0

Local Estimate of Damage to Public Property by Category Public Assistance Categories

	Public Assistance Categories	A	B	C	D	E	F	G				
All Total Jurisdictions: (Includes *) 3	County / City	Debris Removal	Police / EMS	Roads & Bridges	Water Facilities	Buildings	Public Utility Systems	Other	County Totals	County Threshold	MET?	LOCAL DEC
	Total	\$4,500,000	\$825,000	\$0	\$0	\$850,000	\$350,000	\$25,000	\$6,550,000	\$21,789,660	No	
	City of Baytown	\$0	\$0	\$0	\$0	\$0	\$0	\$0	\$0			NO
1	City of Deer Park	\$500,000	\$300,000	\$0	\$0	\$0	\$0	\$25,000	\$825,000			YES
1	City of Houston	\$0	\$500,000	\$0	\$0	\$0	\$150,000	\$0	\$650,000			YES
1	City of Pasadena	\$4,000,000	\$25,000	\$0	\$0	\$850,000	\$200,000	\$0	\$5,075,000			YES
	Harris County	\$4,500,000	\$825,000	\$0	\$0	\$850,000	\$350,000	\$25,000	\$6,550,000	\$21,006,284	NO	NO
	Liberty County	\$0	\$0	\$0	\$0	\$0	\$0	\$0	\$0			YES
	Liberty County	\$0	\$0	\$0	\$0	\$0	\$0	\$0	\$0	\$406,828	NO	YES
	Orange County	\$0	\$0	\$0	\$0	\$0	\$0	\$0	\$0			YES
	Orange County	\$0	\$0	\$0	\$0	\$0	\$0	\$0	\$0	\$376,548	NO	YES
	Total	\$4,500,000	\$825,000	\$0	\$0	\$850,000	\$350,000	\$25,000	\$6,550,000	\$21,789,660	No	

23-0004 Severe Weather 23Jan
Estimated Agency Expense Report
Cumulative to Date

Agency Reporting	Reporting Agency Total
Finance DSHS	\$54,312.58
Finance TDEM	\$9,380.06
Finance TEEX	\$304,209.00
Finance TFS Regional IMT	\$25,824.00
Finance TFS TAMU	\$41,712.00
Grand Total	\$435,437.64