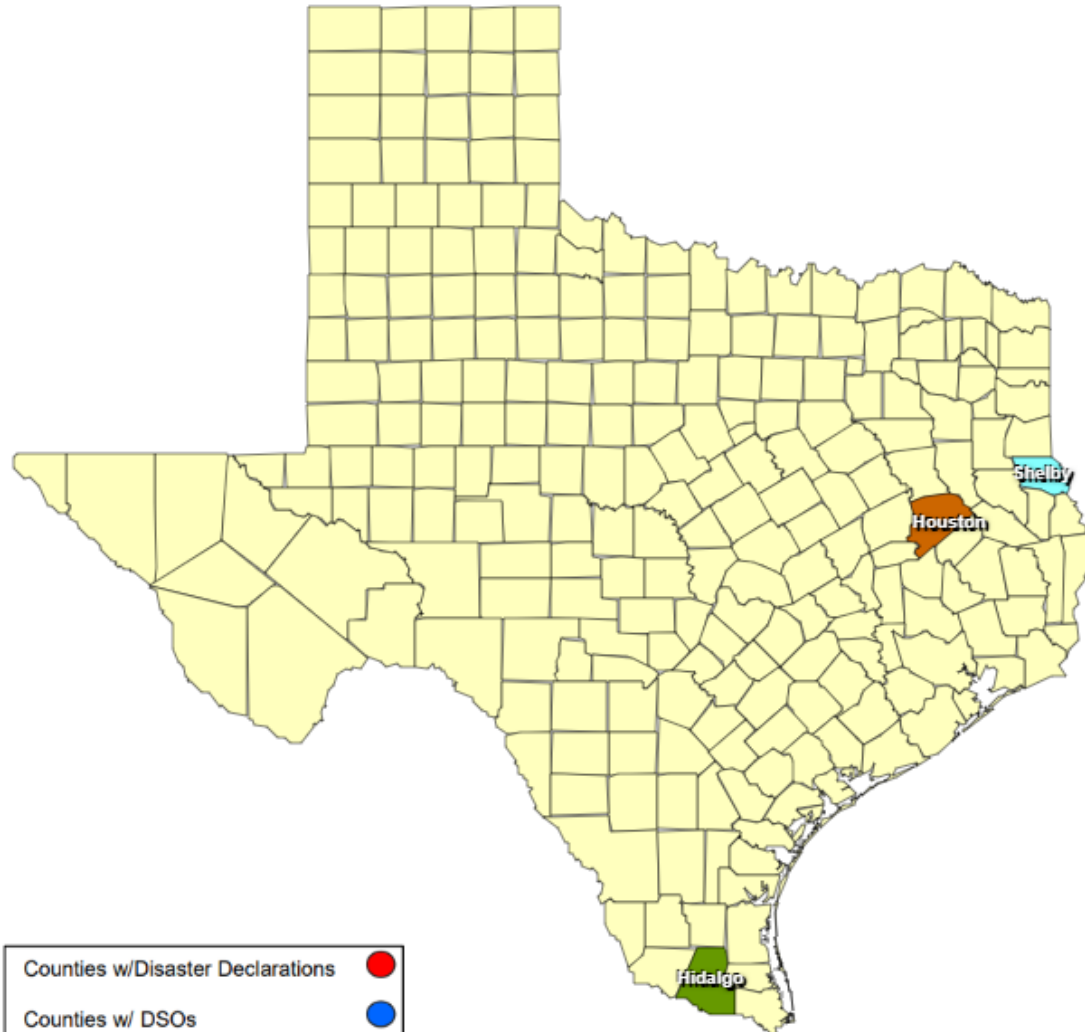












23-0012 26APR Severe Weather
as of 07/02/2023



Counties w/Disaster Declarations	
Counties w/ DSOs	
Counties w/Ltr to Governor	
Counties w/Declarations & DSOs	
Counties w/DD & Ltr	
Counties w/DSO & Ltr	
Counties w/DD,DSO, & Ltr	
Counties covered on Gov Dec	

RECOVERY SUMMARY

Total JDX 13	County / City	Date(s) Incident Period	Date DSO Received	Date Governor Disaster Declared	Date Disaster Declarations Issued / Rec'd	Date Acknowledge Letters (DD) Sent	Date Letter to the Governor Received	Acknowledge Letters (Governor Rec'd) Sent	Individual Assistance Dates			Public Assistance Dates		
									PDA Requested	PDA Scheduled	PDA Complete	PDA Requested	PDA Scheduled	PDA Complete
1	City of Alton	04/29/2023	05/03/2023 05/05/2023 05/09/2023 05/10/2023		05/01/2023		05/02/2023							
1	City of La Joya	04/29/2023	05/05/2023		04/29/2023		05/02/2023							
1	City of McAllen	04/28/2023	04/29/2023 05/02/2023 05/17/2023 05/03/2023 05/05/2023 05/08/2023 05/09/2023 05/19/2023		04/29/2023		04/29/2023							
1	City of Mission	04/29/2023	05/01/2023 05/09/2023 05/11/2023 05/18/2023 05/19/2023 05/23/2023		04/29/2023 05/05/2023		04/29/2023							
1	City of Palmhurst	04/29/2023			04/29/2023									
1	City of Palmview	04/29/2023	05/05/2023		04/30/2023		05/01/2023							
1	City of Penitas	04/29/2023	05/04/2023		04/29/2023									
1	City of Pharr	04/28/2023	04/29/2023 05/08/2023		04/29/2023		04/29/2023							
1	City of San Juan	04/29/2023	05/02/2023 05/11/2023 06/01/2023 06/29/2023											
1	City of Weslaco	04/29/2023	05/02/2023											
1	Hidalgo County	04/29/2023	05/08/2023 05/15/2023	05/10/2023	05/01/2023 05/08/2023 06/26/2023		05/01/2023							
1	Houston County	04/26/2023			04/27/2023		05/03/2023							
1	Shelby County	04/26/2023	04/28/2023		05/01/2023		05/01/2023							

LOCAL ESTIMATES (* = No Insurance Data Entered by Impacted Jurisdiction)

Uninsured Total Jurisdictions: 4 All Total Jurisdictions: (Includes *) 8	County / City	Single Family Homes				Mobile Homes				Multi-Family Homes				Totals				Impact	
		Affected	Minor	Major	Destroyed	Affected	Minor	Major	Destroyed	Affected	Minor	Major	Destroyed	Affected	Minor	Major	Destroyed	Major	Destroyed
	Totals	64	52	5	5	3	3	5	1	3	7	0	0	70	62	10	6	7	0
1	Hidalgo County	40	10	1	5	0	2	5	0*	1	1	0	0	41	13	6	5*	0	0
1	City of Alton	13	28	3	0	0	0	0	0	0	6	0	0	13	34	3	0	7	0
	City of La Joya	0*	0*	0	0	0*	0*	0*	0	0*	0*	0*	0	0*	0*	0*	0	0*	0*
	City of McAllen	0*	0*	0*	0*	0*	0*	0*	0*	0*	0*	0*	0*	0*	0*	0*	0*	0*	0*
1	City of Mission	11	12	1	0	3	1	0	1	2	0	0	0	16	13	1	1	0	0
	City of Palmview	0	0	0	0	0	0	0	0	0	0	0	0	0	0	0	0	0	0
1	City of Penitas	0*	2	0	0*	0	0	0	0	0	0	0	0	0*	2	0	0*	0	0
	City of Pharr	0	0	0	0	0*	0*	0*	0	0	0	0	0	0*	0*	0*	0	0	0*
	City of San Juan	0	0	0	0	0	0	0	0	0	0	0	0	0	0	0	0	0	0
	City of Weslaco	0	0	0	0	0	0	0	0	0	0	0	0	0	0	0	0	0	0
	Hidalgo County	64	52	5	5	3	3	5	1	3	7	0	0	70	62	10	6	7	0
	Shelby County	0*	0*	0*	0*	0	0	0	0	0	0	0	0	0*	0*	0*	0*	0*	0*
	Shelby County	0	0	0	0	0	0	0	0	0	0	0	0	0	0	0	0	0	0
	Totals	64	52	5	5	3	3	5	1	3	7	0	0	70	62	10	6	7	0

Local Estimate of Damage to Public Property by Category Public Assistance Categories

	Public Assistance Categories	A	B	C	D	E	F	G				
All Total Jurisdictions: (Includes *) 10	County / City	Debris Removal	Police / EMS	Roads & Bridges	Water Facilities	Buildings	Public Utility Systems	Other	County Totals	County Threshold	MET?	LOCAL DEC
	Total	\$1,032,693	\$289,193	\$88,000	\$0	\$2,163,432	\$455,874	\$3,248,467	\$7,277,660	\$3,972,926	No	
1	Hidalgo County	\$24,070	\$44,127	\$0	\$0	\$0	\$0	\$0	\$68,198			YES
1	City of Alton	\$5,138	\$0	\$0	\$0	\$55,016	\$0	\$10,000	\$70,154			YES
	City of La Joya	\$0	\$0	\$0	\$0	\$0	\$0	\$0	\$0			YES
1	City of McAllen	\$0	\$208,877	\$0	\$0	\$1,431,528	\$0	\$3,145,467	\$4,785,872			YES
1	City of Mission	\$289,495	\$0	\$0	\$0	\$385,100	\$260,000	\$0	\$934,595			YES
1	City of Palmview	\$75,000	\$10,000	\$0	\$0	\$120,000	\$0	\$50,000	\$255,000			YES
1	City of Penitas	\$0	\$10,000	\$0	\$0	\$0	\$0	\$0	\$10,000			NO
1	City of Pharr	\$600,000	\$0	\$0	\$0	\$0	\$0	\$0	\$600,000			YES
1	City of San Juan	\$0	\$16,189	\$0	\$0	\$168,702	\$140,874	\$43,000	\$368,766			YES
1	City of Weslaco	\$3,990	\$0	\$0	\$0	\$1,086	\$0	\$0	\$5,076			NO
	Hidalgo County	\$997,693	\$289,193	\$0	\$0	\$2,161,432	\$400,874	\$3,248,467	\$7,097,660	\$3,866,268	YES	YES
1	Shelby County	\$35,000	\$0	\$88,000	\$0	\$2,000	\$55,000	\$0	\$180,000			NO
	Shelby County	\$35,000	\$0	\$88,000	\$0	\$2,000	\$55,000	\$0	\$180,000	\$106,658	YES	NO
	Total	\$1,032,693	\$289,193	\$88,000	\$0	\$2,163,432	\$455,874	\$3,248,467	\$7,277,660	\$3,972,926	No	