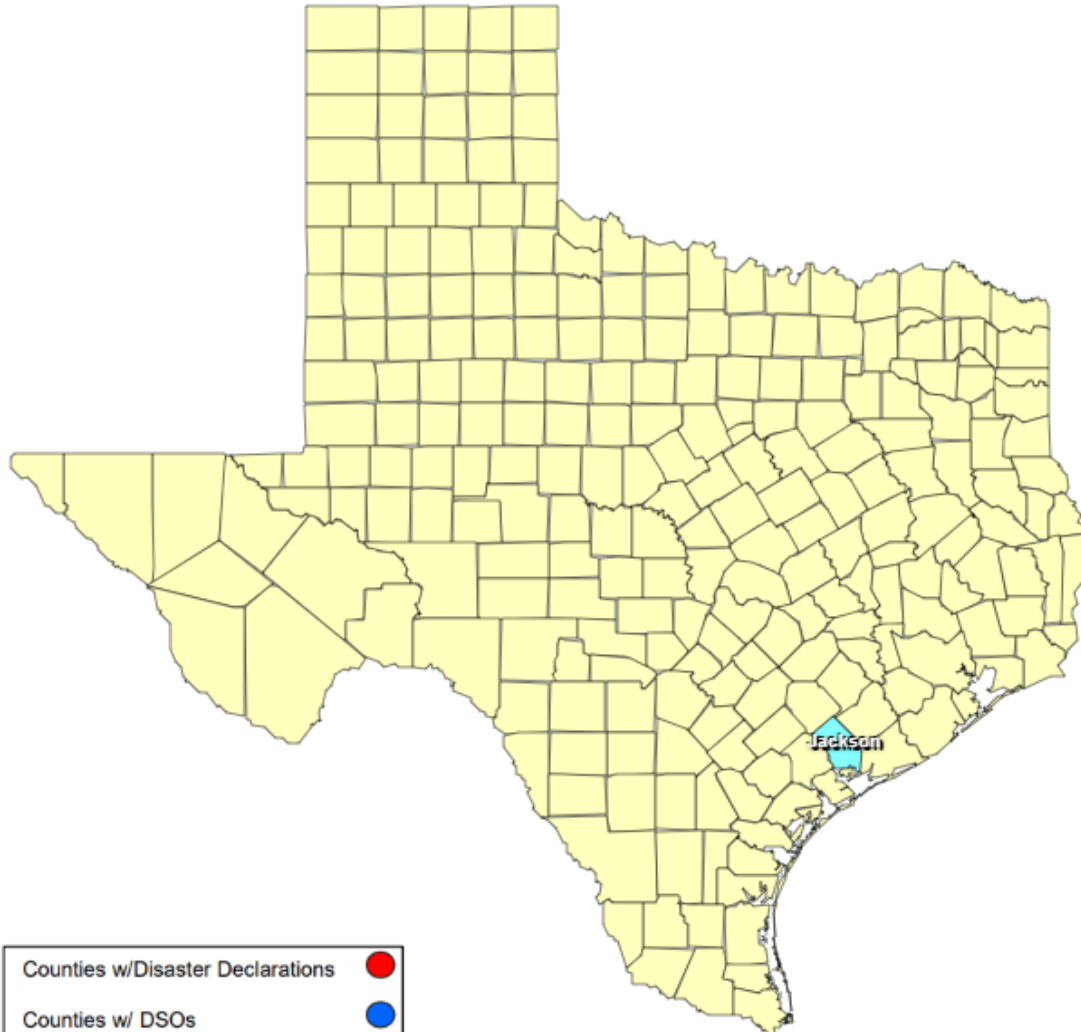












23-0022 25SEP Severe Weather
as of 10/08/2023



Counties w/Disaster Declarations	
Counties w/ DSOs	
Counties w/Ltr to Governor	
Counties w/Declarations & DSOs	
Counties w/DD & Ltr	
Counties w/DSO & Ltr	
Counties w/DD,DSO, & Ltr	
Counties covered on Gov Dec	

RECOVERY SUMMARY

Total JDX 1	County / City	Date(s) Incident Period	Date DSO Received	Date Governor Disaster Declared	Date Disaster Declarations Issued / Rec'd	Date Acknowledge Letters (DD) Sent	Date Letter to the Governor Received	Acknowledge Letters (Governor Rec'd) Sent	Individual Assistance Dates			Public Assistance Dates		
									PDA Requested	PDA Scheduled	PDA Complete	PDA Requested	PDA Scheduled	PDA Complete
1	Jackson County	09/25/2023	09/27/2023		09/26/2023		09/26/2023							

LOCAL ESTIMATES (* = No Insurance Data Entered by Impacted Jurisdiction)

[illegible]

Local Estimate of Damage to Public Property by Category Public Assistance Categories

	Public Assistance Categories	A	B	C	D	E	F	G				
All Total Jurisdictions: (Includes *) 1	County / City	Debris Removal	Police / EMS	Roads & Bridges	Water Facilities	Buildings	Public Utility Systems	Other	County Totals	County Threshold	MET?	LOCAL DEC
	Total	\$500,000	\$0	\$0	\$0	\$0	\$0	\$0	\$500,000	\$66,547	No	
1	Jackson County	\$500,000	\$0	\$0	\$0	\$0	\$0	\$0	\$500,000			YES
	Jackson County	\$500,000	\$0	\$0	\$0	\$0	\$0	\$0	\$500,000	\$66,547	YES	YES
	Total	\$500,000	\$0	\$0	\$0	\$0	\$0	\$0	\$500,000	\$66,547	No	