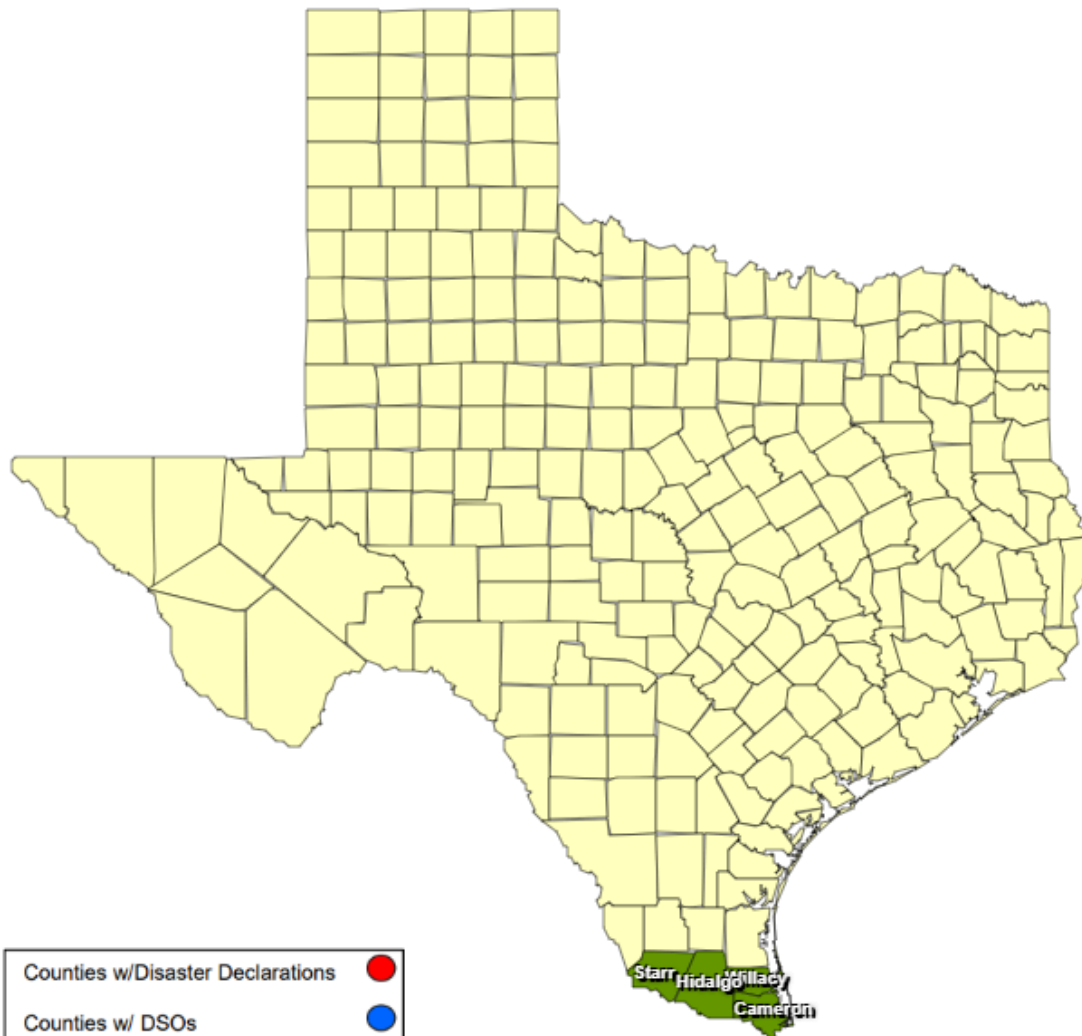












25-0018 26MAR Severe Weather
as of 04/02/2025



Counties w/Disaster Declarations	
Counties w/ DSOs	
Counties w/Ltr to Governor	
Counties w/Declarations & DSOs	
Counties w/DD & Ltr	
Counties w/DSO & Ltr	
Counties w/DD,DSO, & Ltr	
Counties covered on Gov Dec	

RECOVERY SUMMARY

Total JDX 19	County / City	Date(s) Incident Period	Date DSO Received	Date Governor Disaster Declared	Date Disaster Declarations Issued / Rec'd	Date Acknowledge Letters (DD) Sent	Date Letter to the Governor Received	Acknowledge Letters (Governor Rec'd) Sent	Individual Assistance Dates			Public Assistance Dates		
									PDA Requested	PDA Scheduled	PDA Complete	PDA Requested	PDA Scheduled	PDA Complete
1	City of Combes	03/26/2025			03/31/2025		03/31/2025							
1	City of Harlingen	03/26/2025			03/29/2025		03/29/2025							
1	Cameron County	03/26/2025		03/29/2025	03/27/2025		03/28/2025							
1	City of Alton	03/26/2025	03/28/2025		03/31/2025		03/31/2025							
1	City of Edinburg	03/26/2025	04/01/2025		03/31/2025									
1	City of Elsa	03/26/2025	04/01/2025		03/28/2025		03/28/2025							
1	City of Hidalgo	03/26/2025			03/31/2025		03/31/2025							
1	City of McAllen	03/26/2025	03/30/2025 04/01/2025		03/28/2025									
1	City of Mercedes	03/26/2025			03/29/2025		03/29/2025							
1	City of Palmview	03/26/2025	03/31/2025		03/28/2025		03/28/2025							
1	City of Pharr	03/26/2025	003/29/2025		03/28/2025		03/28/2025							
1	City of San Juan	03262025	03/31/2025 03/31/2025											
1	Hidalgo County	03/26/2025	03/31/2025 04/01/2025	03/29/2025	03/27/2025 03/29/2025		03/28/2025							
1	City of Escobares	03/26/2025			03/28/2025		03/28/2025							
1	City of La Grulla	03/26/2025			03/28/2025		03/28/2025							
1	City of Rio Grande City	03/26/2025			03/28/2025									
1	City of Roma	03/26/2025			03/28/2025		03/28/2025							
1	Starr County	03/26/2025		03/29/2025	03/28/2025		03/28/2025							
1	Willacy County	03/26/2025		03/29/2025	03/27/2025		03/28/2025							

LOCAL ESTIMATES (* = No Insurance Data Entered by Impacted Jurisdiction)

Uninsured Total Jurisdictions: 2 All Total Jurisdictions: (Includes *) 4	County / City	Single Family Homes				Mobile Homes				Multi-Family Homes				Totals				Impact	
		Affected	Minor	Major	Destroyed	Affected	Minor	Major	Destroyed	Affected	Minor	Major	Destroyed	Affected	Minor	Major	Destroyed	Major	Destroyed
	Totals	115	75	80	5	0	0	0	0	0	0	0	0	115	75	80	5	0	0
1	Hidalgo County	105	75	80	5	0	0	0	0	0	0	0	0	105	75	80	5	0	0
1	City of Alton	10	0 *	0	0	0	0	0	0	0	0	0	0	10	0 *	0	0	0	0
	City of Edinburg	0	0	0	0	0	0	0	0	0	0	0	0	0	0	0	0	0	0
	City of Elsa	0 *	0 *	0	0	0	0	0	0	0	0	0	0	0 *	0 *	0	0	0 *	0
	City of McAllen	0 *	0 *	0 *	0 *	0	0 *	0 *	0	0 *	0 *	0 *	0	0 *	0 *	0 *	0 *	0 *	0 *
	City of Palmview	0	0	0	0	0	0	0	0	0	0	0	0	0	0	0	0	0	0
	City of Pharr	0	0	0	0	0	0	0	0	0	0	0	0	0	0	0	0	0	0
	City of San Juan	0	0	0	0	0	0	0	0	0	0	0	0	0	0	0	0	0	0
	Hidalgo County	115	75	80	5	0	0	0	0	0	0	0	0	115	75	80	5	0	0
	Totals	115	75	80	5	0	0	0	0	0	0	0	0	115	75	80	5	0	0

Local Estimate of Damage to Public Property by Category Public Assistance Categories

	Public Assistance Categories	A	B	C	D	E	F	G				
All Total Jurisdictions: (Includes *) 7	County / City	Debris Removal	Police / EMS	Roads & Bridges	Water Facilities	Buildings	Public Utility Systems	Other	County Totals	County Threshold	MET?	LOCAL DEC
	Total	\$5,000	\$239,237	\$196,000	\$0	\$195,000	\$61,000	\$21,000	\$717,237	\$4,110,086	No	
1	Hidalgo County	\$0	\$116,036	\$0	\$0	\$0	\$0	\$0	\$116,036			YES
1	City of Alton	\$5,000	\$6,000	\$186,000	\$0	\$140,000	\$60,000	\$20,000	\$417,000			YES
1	City of Edinburg	\$0	\$34,101	\$0	\$0	\$0	\$0	\$0	\$34,101			YES
1	City of Elsa	\$0	\$14,100	\$0	\$0	\$45,000	\$0	\$0	\$59,100			YES
1	City of McAllen	\$0	\$20,000	\$10,000	\$0	\$10,000	\$1,000	\$1,000	\$42,000			YES
1	City of Palmview	\$0	\$25,000	\$0	\$0	\$0	\$0	\$0	\$25,000			YES
1	City of Pharr	\$0	\$24,000	\$0	\$0	\$0	\$0	\$0	\$24,000			YES
	City of San Juan	\$0	\$0	\$0	\$0	\$0	\$0	\$0	\$0			YES
	Hidalgo County	\$5,000	\$239,237	\$196,000	\$0	\$195,000	\$61,000	\$21,000	\$717,237	\$4,110,086	NO	YES
	Total	\$5,000	\$239,237	\$196,000	\$0	\$195,000	\$61,000	\$21,000	\$717,237	\$4,110,086	No	

**25-0018 26MAR Severe Weather
Estimated Agency Expense Report
Cumulative to Date**

Agency Reporting	Reporting Agency Total
Finance DSHS EMTF	\$202,569.00
Finance TDEM	\$252,321.82
Finance TDEM IMT	\$68,950.47
Finance Texas Task Force	\$217,285.00
Finance TIFMAS	\$866,683.00
Finance TPWD	\$6,038.76
Finance TxAGRI	\$7,694.00
Finance TXDOT	\$204,925.00
Finance TxMF	\$390,932.64
Grand Total	\$2,217,399.69