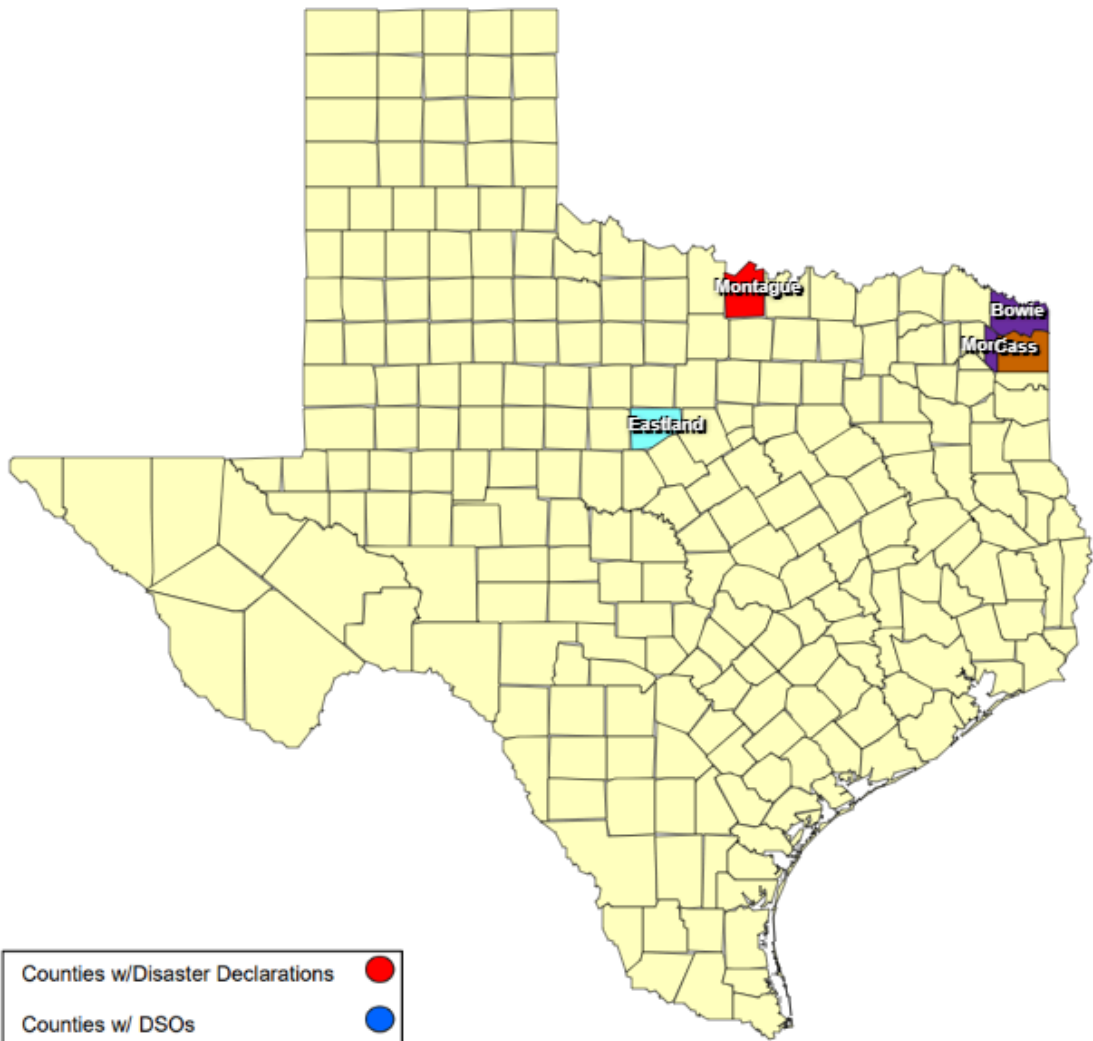












25-0019 01APR Severe Weather
as of 04/24/2025



Counties w/Disaster Declarations	
Counties w/ DSOs	
Counties w/Ltr to Governor	
Counties w/Declarations & DSOs	
Counties w/DD & Ltr	
Counties w/DSO & Ltr	
Counties w/DD,DSO, & Ltr	
Counties covered on Gov Dec	

RECOVERY SUMMARY

Total JDX 5	County / City	Date(s) Incident Period	Date DSO Received	Date Governor Disaster Declared	Date Disaster Declarations Issued / Rec'd	Date Acknowledge Letters (DD) Sent	Date Letter to the Governor Received	Acknowledge Letters (Governor Rec'd) Sent	Individual Assistance Dates			Public Assistance Dates		
									PDA Requested	PDA Scheduled	PDA Complete	PDA Requested	PDA Scheduled	PDA Complete
1	Bowie County	04/07/2025	04/10/2025		04/07/2025									
1	Cass County	04/06/2025			04/06/2025		04/08/2025							
1	Eastland County	04/03/2025	04/03/2025		04/03/2025		04/03/2025							
1	Montague County	04/19/2025			04/22/2025									
1	Morris County	04/04/2025	04/05/2025		04/05/2025 04/11/2025									

LOCAL ESTIMATES (* = No Insurance Data Entered by Impacted Jurisdiction)

Uninsured Total Jurisdictions: 1 All Total Jurisdictions: (Includes *) 2	County / City	Single Family Homes				Mobile Homes				Multi-Family Homes				Totals				Impact	
		Affected	Minor	Major	Destroyed	Affected	Minor	Major	Destroyed	Affected	Minor	Major	Destroyed	Affected	Minor	Major	Destroyed	Major	Destroyed
	Totals	5	5	0	0	1	0	0	0	0	0	0	0	6	5	0	0	0	0
	Bowie County	0	0	0	0	0	0	0	0	0	0	0	0	0	0	0	0	0	0
	Bowie County	0	0	0	0	0	0	0	0	0	0	0	0	0	0	0	0	0	0
1	Eastland County	5	5	0 *	0	1	0 *	0	0	0	0	0	0	6	5 *	0 *	0	0 *	0 *
	Eastland County	5	5	0	0	1	0	0	0	0	0	0	0	6	5	0	0	0	0
	Morris County	0 *	0	0 *	0 *	0 *	0	0	0 *	0 *	0 *	0 *	0	0 *	0 *	0 *	0 *	0 *	0
	Morris County	0	0	0	0	0	0	0	0	0	0	0	0	0	0	0	0	0	0
	Totals	5	5	0	0	1	0	0	0	0	0	0	0	6	5	0	0	0	0

Local Estimate of Damage to Public Property by Category Public Assistance Categories

	Public Assistance Categories	A	B	C	D	E	F	G				
All Total Jurisdictions: (Includes *) 1	County / City	Debris Removal	Police / EMS	Roads & Bridges	Water Facilities	Buildings	Public Utility Systems	Other	County Totals	County Threshold	MET?	LOCAL DEC
	Total	\$0	\$0	\$70,000	\$0	\$22,000	\$5,000	\$75,000	\$172,000	\$578,630	No	
	Bowie County	\$0	\$0	\$0	\$0	\$0	\$0	\$0	\$0			YES
	Bowie County	\$0	\$0	\$0	\$0	\$0	\$0	\$0	\$0	\$438,455	NO	YES
	Eastland County	\$0	\$0	\$0	\$0	\$0	\$0	\$0	\$0			YES
	Eastland County	\$0	\$0	\$0	\$0	\$0	\$0	\$0	\$0	\$83,662	NO	YES
1	Morris County	\$0	\$0	\$70,000	\$0	\$22,000	\$5,000	\$75,000	\$172,000			YES
	Morris County	\$0	\$0	\$70,000	\$0	\$22,000	\$5,000	\$75,000	\$172,000	\$56,513	YES	YES
	Total	\$0	\$0	\$70,000	\$0	\$22,000	\$5,000	\$75,000	\$172,000	\$578,630	No	